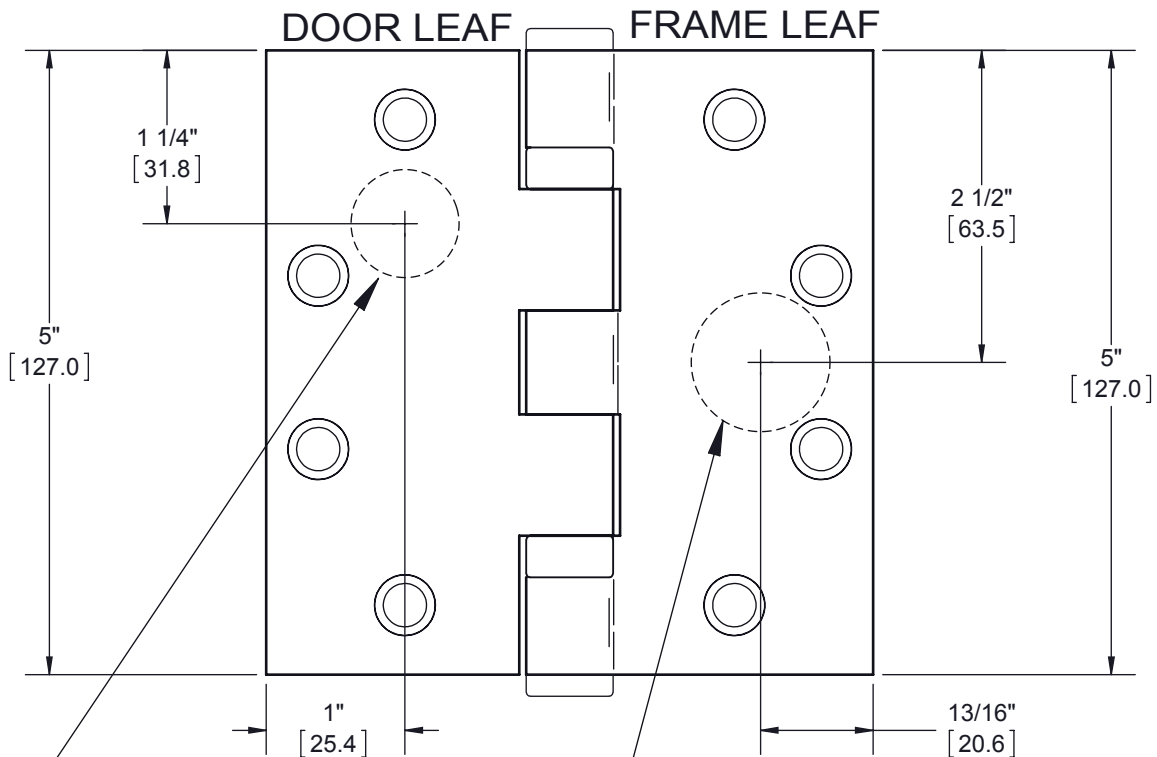


# 5" 5 KNUCKLE ETW HINGE TEMPLATE

MODELS ETW10, ETW12, ETW6-2228, ETW2-18, ETW6-1828 & ETW8-1828 CONCEALED ELECTRIC THROUGH WIRE HINGES

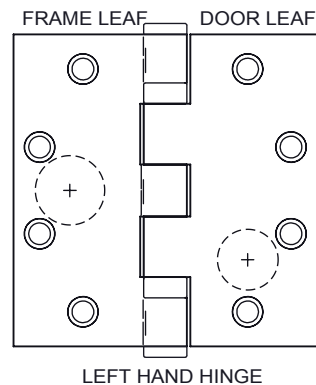
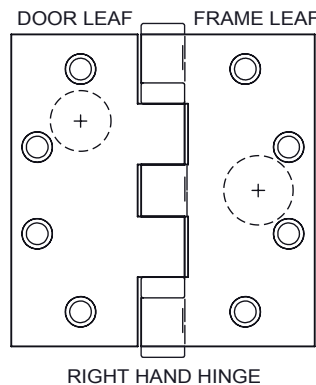
FOR USE WITH ALL HAGER 5" FULL MORTISE 5 KNUCKLE STANDARD AND HEAVY WEIGHT HINGES.



DRILL & DEBURR 13/16" DIA. HOLE IN DOOR FOR WIRES. DRILL HOLE PER DOOR HANDING. WOOD DOOR APPLICATION REQUIRES 2" MINIMUM DEPTH.

DRILL & DEBURR 1" DIA. HOLE IN FRAME REINFORCEMENT FOR WIRES. WOOD FRAME APPLICATION REQUIRES 2" MINIMUM DEPTH.

HINGES ARE SHOWN FROM THE FRONT SIDE. HAND HINGE AS SHOWN.



HINGES ARE NON-LOAD BEARING AND MUST BE MOUNTED IN THE CENTER POSITION ONLY.