


Standard Miter Option




Miter Single, Both Ends

(One side of the threshold is mitered on both ends).

Typically used for thresholds that extend outside the frame on only one side. (For most saddle and panic thresholds, this can be ordered as a standard product number with suffix "MITR").


Additional Options



Miter Single, One End*

(One side of the threshold is mitered on one end only).

Typically used for thresholds that extend outside the frame on only one side, *and* where there is an obstruction near one end.



Miter Double, Both Ends*

(Both sides of the threshold are mitered on both ends).

Typically used for wide thresholds that extend outside the frame on both sides.

*** Non-standard miter options will require industrial part number and drawing.**