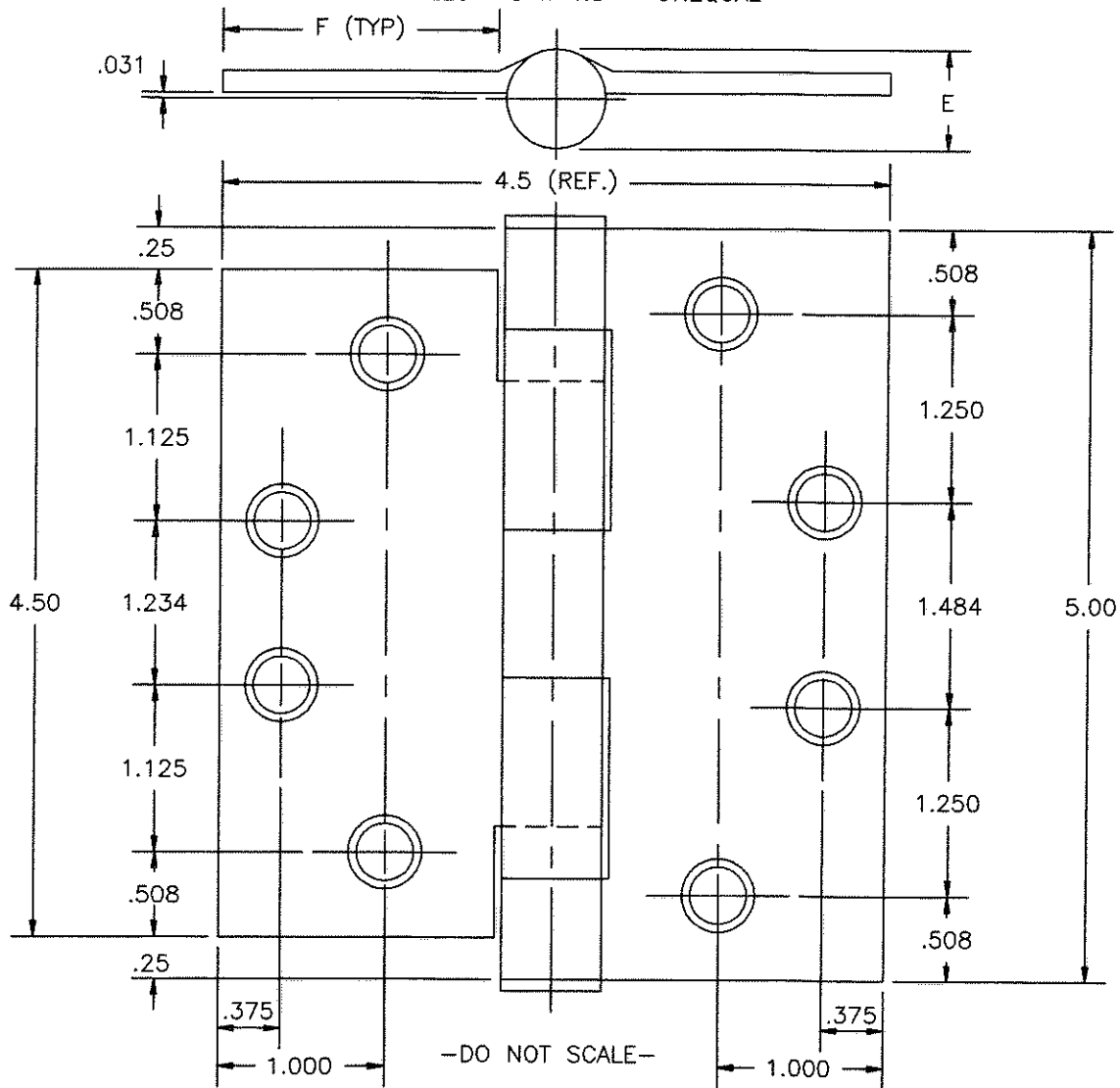


FULL MORTISE
TEMPLATE HINGES
SIZES: 5 x 4.5 - UNEQUAL

Template No. T -UNEQUAL
Rev. '2010



CATALOG NUMBER	(E) METAL GAUGE	(E) KNUCKLE DIAMETER	(F) DISTANCE FROM EDGE OF LEAF TO SWAGE LINE	5 x 4.5 UNEQUAL
NEW				
BB1279 5x4.5 Unequal	.145	5/8	1 7/8	BB1279 5 x 4.5-Unequal BB1191 5 x 4.5-Unequal
BB1168 5x4.5 Unequal	.190	47/64	1 27/32	BB1168 5 x 4.5-Unequal BB1199 5 x 4.5-Unequal
BB1191 5x4.5 Unequal	.145	5/8	1 7/8	ALL DIMENSIONS ARE IN INCHES. Machine Screw Size- 12-24 x 1/2" F.H. Wood Screw Size- No. 12 x 1 1/4" F.H.
BB1199 5x4.5 Unequal	.190	47/64	1 27/32	



Hospital type and round corner template hinges conform to the above screw size and location. They are designated by "HT" and "RC" to catalog number.

Hager template hinges are made in size, gauge and with screw holes located to conform to ANSI-A156.7.

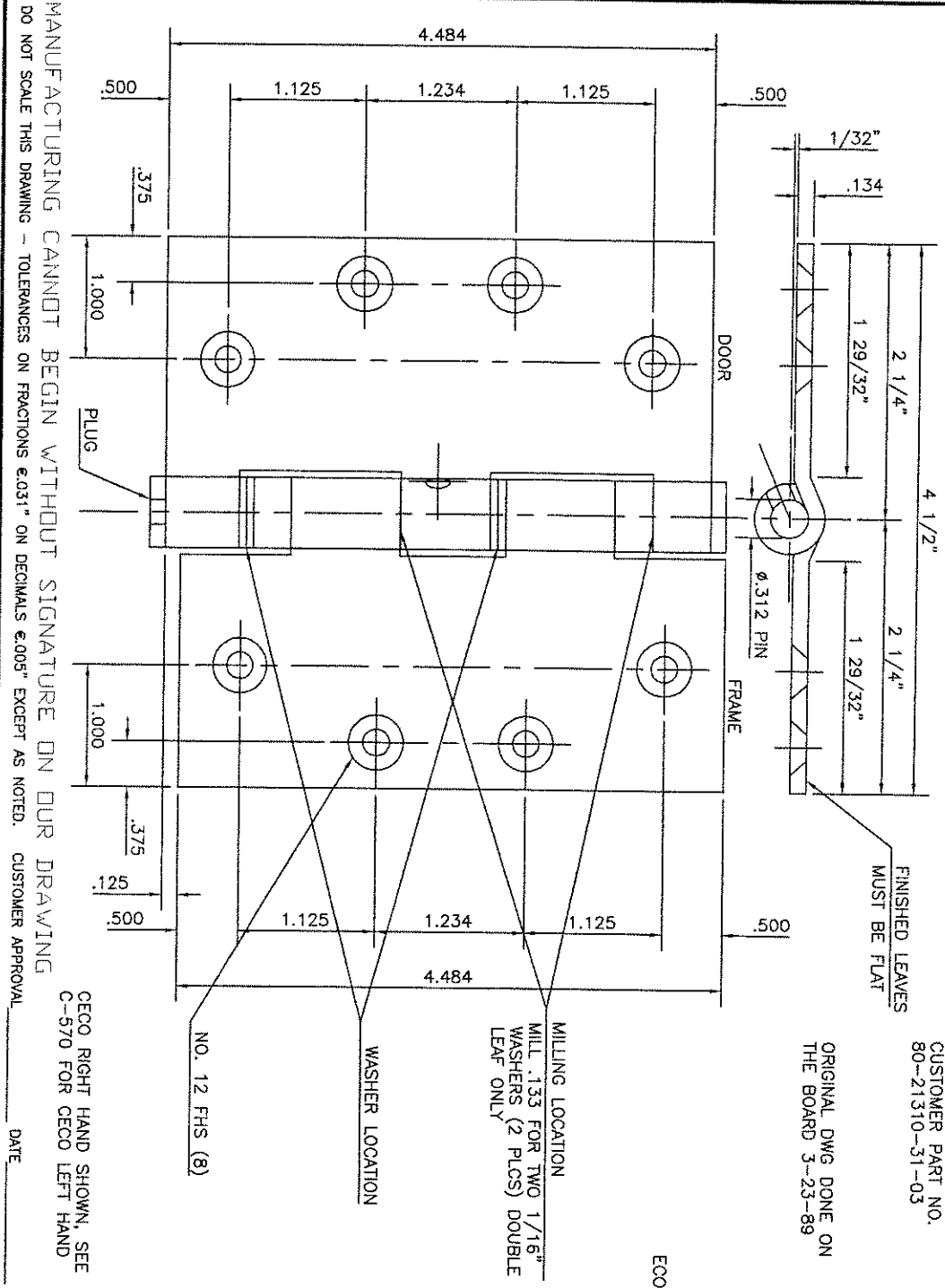
HAGER RESERVES THE RIGHT TO MAKE DESIGN CHANGES WITHOUT NOTICE. CALL HAGER ENGINEERING AT 1-800-325-9995 FOR LATEST REVISION DATE OF TEMPLATE.

HAGER COMPANIES
139 VICTOR STREET
P.O. BOX 12300
ST. LOUIS, MISSOURI 63157-0300

Template No. T -UNEQUAL

DROP LEAF (RH)

THIS IS NOT A TEMPLATE AND SHOULD NOT BE USED FOR DOOR PREP.



CUSTOMER PART NO.
80-21310-31-03

ORIGINAL DWG DONE ON
THE BOARD 3-23-89

ECCO

NO. 12 FHS (8)

MILLING LOCATION
MILL .133 FOR TWO 1/16"
WASHERS (2 PLCS) DOUBLE
LEAF ONLY

WASHER LOCATION

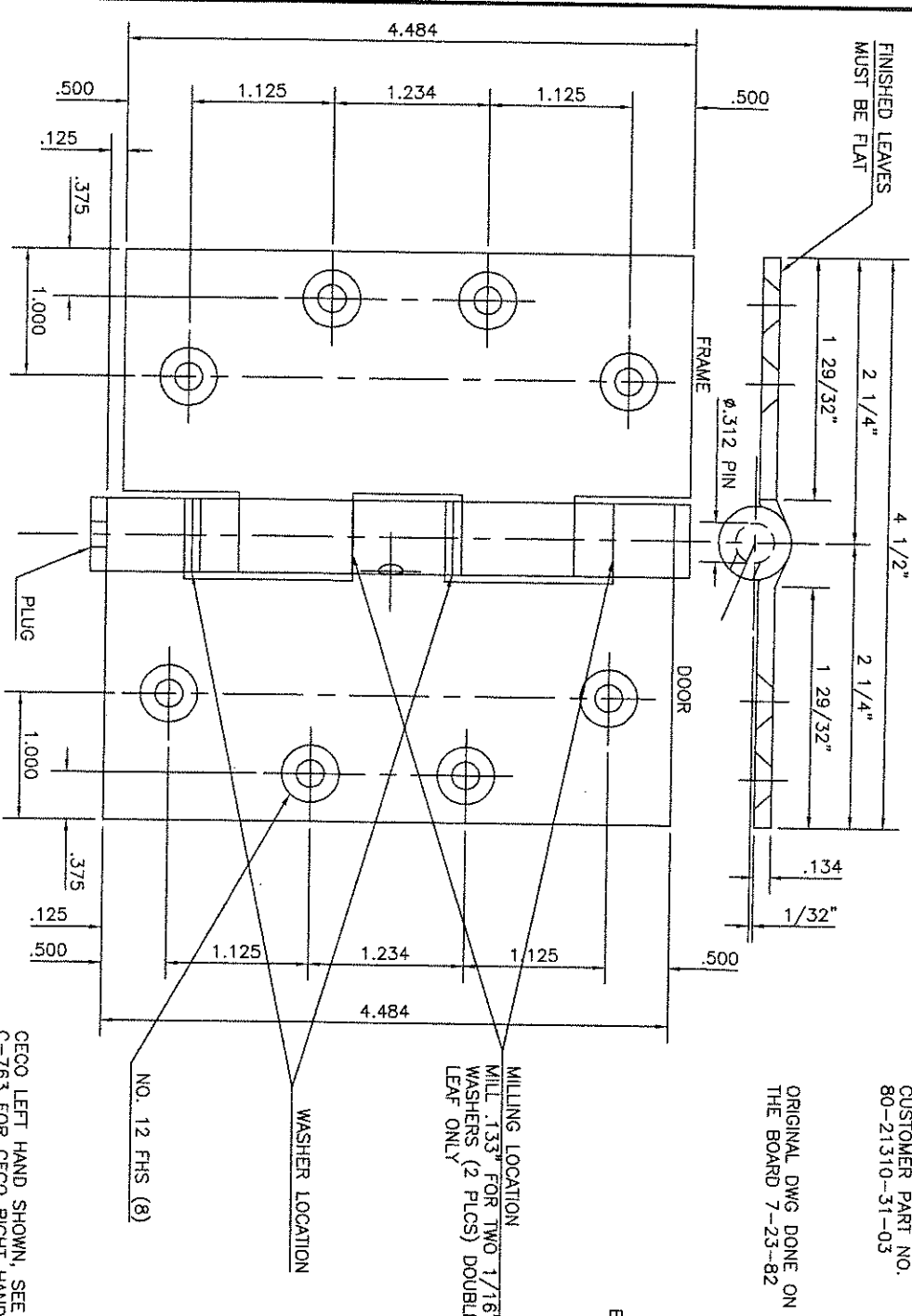
MANUFACTURING CANNOT BEGIN WITHOUT SIGNATURE ON OUR DRAWING
DO NOT SCALE THIS DRAWING - TOLERANCES ON FRACTIONS ±.031" ON DECIMALS ±.005" EXCEPT AS NOTED. CUSTOMER APPROVAL _____ DATE _____

CECO RIGHT HAND SHOWN, SEE
C-570 FOR CECO LEFT HAND

HAGER HINGE COMPANY		CECO CORP.	
1020 SAW MILL RUN RD.		PITTSBURGH, PA 15220	
MATERIAL	STEEL	C.R. COMM.	POSITION
TYPE	STANDARD	REQUIRED	AS X
C.R. PIN	LOOSE FIT	REQUIRED	AS X
C.R. SHT.	PACKAGE INSTRUCTIONS	REQUIRED	AS X
OR USED ON ASSEMBLY NUMBER			
NO.	REVISIONS	BY	DATE
1	FOR COMPUTER	NM	3-23-89
2	CHG. HAND PER CUSTOMER	NM	8-7-90
3	ADD NRP	RM	8-20-90
4	ASSEMBLE DROP LEAF CONFIG.	LL	6-17-92
5	REV. LEAF CALLOUTS	LL	7-1-92
6	REV. MILLING DIRECTIONS	LL	9-2-92
DESCRIPTION SPECIAL 4 1/2" X 4 1/2" BB1279 DROP LEAF R.H. NRP			
DRAWING NO.	QTY.	DESCRIPTION	
MATERIAL	GUAGE	WIDTH	PROGRESSION
SCALE	APPR'D BY	DRAWN BY	DATE
1/1	LL	LL	6-17-92
MATERIAL TYPE	DRAWING NO.		
ACR. DRAWING NO.	C-763	REV.	6
J. INDUST./C-573	HAGER HINGE CO.		
	159 W. 1 ST ST.		
	PITTSBURGH, PA 15202		

Drop Leaf (LH)

THIS IS NOT A TEMPLATE AND SHOULD NOT BE USED FOR DOOR PREP.



CUSTOMER PART NO.
80-21310-31-03

ORIGINAL DWG DONE ON
THE BOARD 7-23-82

ECCO

HAGER HINGE COMPANY	
CECO CORP	
1020 SAW MILL RUN RD.	
PITTSBURGH, PA 15220	
MATERIAL	STEEL
FINISH AS SPECIFIED	POUSH AS REQUIRED
C.R. STA	LOOSE BIT
PACKAGE INSTRUCTIONS OR USED ON ASSEMBLY NUMBER	
STANDARD	

NO.	REVISIONS	BY	DATE
1	FOR COMPUTER		12-21-88
2	CHG. HAND PER CUSTOMER		NM 8-7-90
3	ADD NRP		RM 8-20-90
4	ASSEMBLE DROP LEAF CORRIG.		LL 8-17-92
5	REV. LEAF CALLOUTS		LL 7-1-92
6	REV. MILLING DIRECTIONS		LL 9-2-92

DESCRIPTION
SPECIAL 4 1/2" X 4 1/2"
BB1279 DROP LEAF L.H.
NRP

DRAWING NO.	QTY.	DESCRIPTION
626-8700	4	WASHER
420-3630	1	LEAVES
590-7505	1	PIN
610-1700	2	BEARINGS

MATERIAL DATA	GUAGE	WIDTH	PROGRESSION	WEIGHT
SCALE	1/1			
APPR'D BY	LL		8-17-92	
MATERIAL TYPE				
DRAWING NO.				

ACR DRAWING NO. C-570 REV. 6
J. INDUSTRIAL C-570
HAGER HINGE CO
119 V. LTO ST.
St. Louis, MO 63104

MANUFACTURING CANNOT BEGIN WITHOUT SIGNATURE ON OUR DRAWING
DO NOT SCALE THIS DRAWING - TOLERANCES ON FRACTIONS $\pm 0.031"$ ON DECIMALS $\pm 0.005"$ EXCEPT AS NOTED. CUSTOMER APPROVAL DATE

CECO LEFT HAND SHOWN, SEE
C-763 FOR CECO RIGHT HAND

