
















3902 Conventional Cylinders 	 3971 Yale Cam	 3972 Adams Right Cam	 3973 Standard Cloverleaf Cam	 3977 Sargent/Yale Cam
	 3974 Marks Cam	 3975 Standard Cam	 3976 Schlage L Cam	 3978 Corbin Russwin / Best Cloverleaf

3902 SFIC Small Format Cylinders 	 2-639-7082 Standard Yale Cam	 2-639-7083 Adams Right Cam	 2-639-7084 Corbin / Best Cloverleaf Cam	 2-639-7085 Schlage L Cam
	 2-639-7086 Sargent / Yale Cam			

3902 LFIC Large Format Cylinders 	 2-639-7570 Standard Yale Cam	 2-639-7571 Adams Right Cam	 2-639-7572 Schlage L Cam	 2-639-7573 Corbin Cam
	 2-639-7574 Sargent / Yale Cam			