

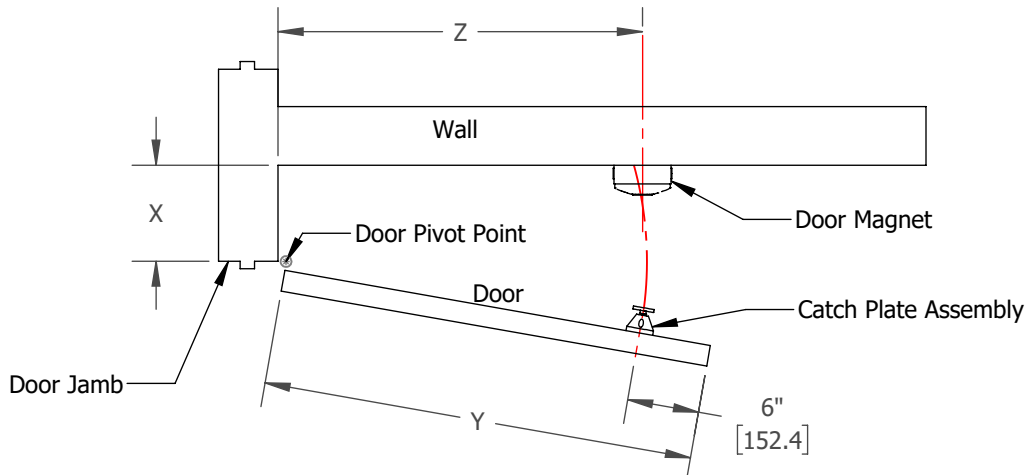
4

3

2

1

REV	DRAWING UPDATE	ECO	CHANGE DESCRIPTION
3	09/29/2021	OT21001	Update Formating
2	03/25/2008		Update Notes
1	03/25/2008		For Website



Note:  
Extension rods may be used in cases where certain openings need to be obtained

Note: If dimension X or Y is not shown on the chart, interpolate dimension Z.  
For example, if X = 5 and Y = 36,  $Z = 30 \frac{5}{8} + (30 \frac{3}{4} - 30 \frac{5}{8})/2 = 30 \frac{11}{16}$ "

### SURFACE MOUNTING - LOCATION Z

		Y = DOOR WIDTH (in)										
		28	30	32	34	36	38	40	42	44	46	48
X = DISTANCE BETWEEN THE WALL AND DOOR JAMB (in)	2	22 11/16	24 3/4	26 11/16	28 3/4	30 3/4	32 11/16	34 11/16	36 3/4	38 11/16	40 11/16	42 11/16
	4	22 3/4	24 3/4	26 11/16	28 3/4	30 3/4	32 3/4	34 3/4	36 3/4	38 3/4	40 3/4	42 3/4
	6	22 5/8	24 5/8	26 5/8	28 5/8	30 5/8	32 5/8	34 5/8	36 5/8	38 5/8	40 5/8	42 5/8
	8	22 1/4	24 5/16	26 3/8	28 3/8	30 3/8	32 7/16	34 7/16	36 7/16	38 7/16	40 1/2	42 1/2
	10		23 13/16	25 15/16	27 15/16	30	32 1/16	34 1/8	36 1/8	38 3/16	40 3/16	42 1/4
	12						31 9/16	33 5/8	35 3/4	37 3/4	39 13/16	41 7/8
	14										39 5/16	41 3/8
	16											
	18											
20												

**CAUTION: IF DIMENSIONS X AND Y INTERSECT IN THIS BLANK AREA, THE CATCH PLATE ASSEMBLY AND DOOR MAGNET WILL NOT ALIGN WITHOUT USE OF ADDITIONAL EXTENSION RODS**

		Y = DOOR WIDTH (mm)										
		711.2	762.0	812.8	863.6	914.4	965.2	1016.0	1066.8	1117.6	1168.4	1219.2
X = DISTANCE BETWEEN THE WALL AND DOOR JAMB (mm)	50.8	576.3	628.7	677.9	730.3	781.1	830.3	881.1	933.5	982.7	1033.5	1084.3
	101.6	577.9	628.7	677.9	730.3	781.1	831.9	882.7	933.5	984.3	1035.1	1085.9
	152.4	574.7	625.5	676.3	727.1	777.9	828.7	879.5	930.3	981.1	1031.9	1082.7
	203.2	565.2	617.5	669.9	720.7	771.5	823.9	874.7	925.5	976.3	1028.7	1079.5
	254.0		604.8	658.8	709.6	762.0	814.4	866.8	917.6	970.0	1020.8	1073.2
	304.8						801.7	854.1	908.1	958.9	1011.2	1063.6
	355.6										998.5	1050.9
	406.4											
	457.2											
508.0												

**CAUTION: IF DIMENSIONS X AND Y INTERSECT IN THIS BLANK AREA, THE CATCH PLATE ASSEMBLY AND DOOR MAGNET WILL NOT ALIGN WITHOUT USE OF ADDITIONAL EXTENSION RODS**

HAGER RESERVES THE RIGHT TO MAKE DESIGN CHANGES WITHOUT NOTICE. CALL HAGER ENGINEERING AT 1-800-325-9995 FOR THE LATEST REVISION DATE OF TEMPLATE.



**PROPRIETARY & CONFIDENTIAL**  
THE INFORMATION CONTAINED IN THIS DRAWING IS THE SOLE PROPERTY OF HAGER COMPANIES. ANY REPRODUCTION IN PART OR AS A WHOLE WITHOUT THE WRITTEN PERMISSION OF HAGER COMPANIES IS PROHIBITED.

ALL DIMENSIONS REFERENCE UNLESS TOLERANCE SPECIFIED.

UNITS: INCH = AUTHORITY  
[ ] = MILLIMETER REFERENCE

DO NOT SCALE

DRAWN BY: MJ 3/19/2008

ENG. APPR.: DF 9/29/2021

THIRD ANGLE PROJECTION

MATERIAL:

FINISH:

WEIGHT:

SERIES NO.

380

PART NO.

380S

PART DESCRIPTION:

Surface Mount: Door Magnet Mounting Location

DRAWING NO.

I-TA00059

REVISION

03

SHEET SIZE: A

SCALE: 1:16

SHEET 1 OF 3

4

3

2

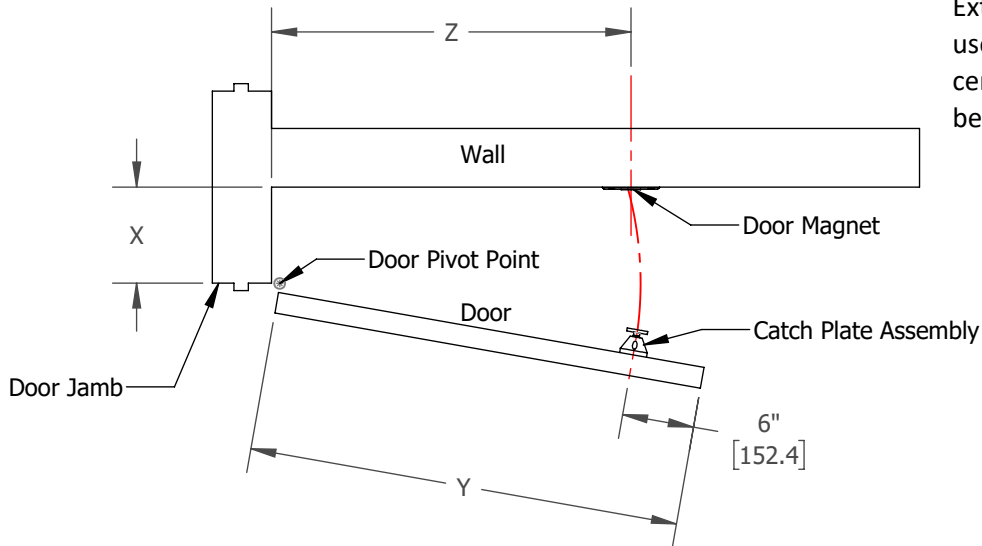
1

4

3

2

1



Note:  
Extension rods may be  
used in cases where  
certain openings need to  
be obtained

Note: If dimension X or Y is not shown on the chart, interpolate dimension Z.  
For example, if X = 5 and Y = 36,  $Z = 30 \frac{5}{16} + (30 \frac{5}{8} - 30 \frac{5}{16})/2 = 30 \frac{15}{32}$ "

### RECESSED MOUNTING

		Y = DOOR WIDTH (in)										
		28	30	32	34	36	38	40	42	44	46	48
X = DISTANCE BETWEEN THE WALL AND DOOR JAMB (in)	2	22 3/4	24 3/4	26 3/4	28 3/4	30 3/4	32 3/4	34 3/4	36 3/4	38 3/4	40 3/4	42 3/4
	4	22 9/16	24 9/16	26 9/16	28 5/8	30 5/8	32 5/8	34 5/8	36 5/8	38 5/8	40 5/8	42 5/8
	6	22 3/16	24 1/4	26 5/16	28 5/16	30 5/16	32 3/8	34 3/8	36 7/16	38 7/16	40 7/16	42 7/16
	8			25 13/16	27 7/8	29 15/16	32	34 1/16	36 1/16	38 1/8	40 1/8	42 3/16
	10							33 9/16	35 5/8	37 11/16	39 3/4	41 13/16
	12											41 5/16
	14											
	16											
	18											
20												

**CAUTION: IF DIMENSIONS X AND Y INTERSECT IN THIS BLANK AREA, THE CATCH PLATE ASSEMBLY AND DOOR MAGNET WILL NOT ALIGN WITHOUT USE OF ADDITIONAL EXTENSION RODS**

		Y = DOOR WIDTH (mm)										
		711.2	762.0	812.8	863.6	914.4	965.2	1016.0	1066.8	1117.6	1168.4	1219.2
X = DISTANCE BETWEEN THE WALL AND DOOR JAMB (mm)	50.8	577.9	628.7	679.5	730.3	781.1	831.9	882.7	933.5	984.3	1035.1	1085.9
	101.6	573.1	623.9	674.7	727.1	777.9	828.7	879.5	930.3	981.1	1031.9	1082.7
	152.4	563.6	616.0	668.3	719.1	769.9	822.3	873.1	925.5	976.3	1027.1	1077.9
	203.2			655.6	708.0	760.4	812.8	865.2	916.0	968.4	1019.2	1071.6
	254.0							852.5	904.9	957.3	1009.7	1062.0
	304.8											1049.3
	355.6											
	406.4											
	457.2											
508.0												

**CAUTION: IF DIMENSIONS X AND Y INTERSECT IN THIS BLANK AREA, THE CATCH PLATE ASSEMBLY AND DOOR MAGNET WILL NOT ALIGN WITHOUT USE OF ADDITIONAL EXTENSION RODS**

HAGER RESERVES THE RIGHT TO MAKE DESIGN CHANGES WITHOUT NOTICE. CALL HAGER ENGINEERING AT 1-800-325-9995 FOR THE LATEST REVISION DATE OF TEMPLATE.



**PROPRIETARY & CONFIDENTIAL**  
THE INFORMATION CONTAINED IN THIS DRAWING IS THE SOLE PROPERTY OF HAGER COMPANIES. ANY REPRODUCTION IN PART OR AS A WHOLE WITHOUT THE WRITTEN PERMISSION OF HAGER COMPANIES IS PROHIBITED.

ALL DIMENSIONS REFERENCE UNLESS TOLERANCE SPECIFIED.

UNITS: INCH = AUTHORITY  
[ ] = MILLIMETER REFERENCE

DO NOT SCALE

DRAWN BY: MJ 3/19/2008

ENG. APPR.: DF 9/29/2021

THIRD ANGLE PROJECTION

MATERIAL:

FINISH:

WEIGHT:

SERIES NO.

380

PART NO.

380R

PART DESCRIPTION:

Recessed Mount: Door Magnet Mounting Location

DRAWING NO.

I-TA00059

REVISION

03

SHEET SIZE: A

SCALE: 1:16

SHEET 2 OF 3

4

3

2

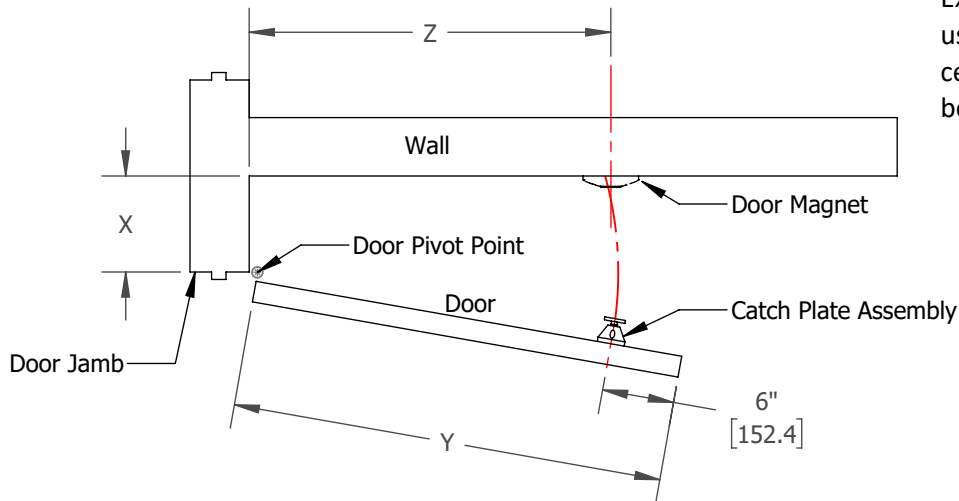
1

4

3

2

1



Note:

Extension rods may be used in cases where certain openings need to be obtained

Note: If dimension X or Y is not shown on the chart, interpolate dimension Z.  
For example, if X = 5 and Y = 36,  $Z = 30 \frac{7}{16} + (30 \frac{11}{16} - 30 \frac{7}{16})/2 = 30 \frac{9}{16}$ "

### FLUSH MOUNTING

Y = DOOR WIDTH (in)

		28	30	32	34	36	38	40	42	44	46	48	
X = DISTANCE BETWEEN THE WALL AND DOOR JAMB (in)	2	22 3/4	24 3/4	26 3/4	28 3/4	30 3/4	32 3/4	34 3/4	36 3/4	38 3/4	40 3/4	42 3/4	
	4	22 5/8	24 5/8	26 5/8	28 11/16	30 11/16	32 11/16	34 11/16	36 11/16	38 11/16	40 11/16	42 11/16	
	6	22 3/8	24 3/8	26 7/16	28 7/16	30 7/16	32 1/2	34 1/2	36 1/2	38 1/2	40 9/16	42 9/16	
	8	21 7/8	23 15/16	26	28 1/16	30 1/8	32 3/16	34 3/16	36 3/16	38 1/4	40 5/16	42 5/16	
	10						29 5/8	31 3/4	33 3/4	35 13/16	37 7/8	39 15/16	41 15/16
	12								37 3/8	39 7/16	41 1/2		
	14	<b>CAUTION: IF DIMENSIONS X AND Y INTERSECT IN THIS BLANK AREA, THE CATCH PLATE ASSEMBLY AND DOOR MAGNET WILL NOT ALIGN WITHOUT USE OF ADDITIONAL EXTENSION RODS</b>											
	16												
	18												
	20												

Y = DOOR WIDTH (mm)

		711.2	762.0	812.8	863.6	914.4	965.2	1016.0	1066.8	1117.6	1168.4	1219.2	
X = DISTANCE BETWEEN THE WALL AND DOOR JAMB (mm)	50.8	577.9	628.7	679.5	730.3	781.1	831.9	882.7	933.5	984.3	1035.1	1085.9	
	101.6	574.7	625.5	676.3	728.7	779.5	830.3	881.1	931.9	982.7	1033.5	1084.3	
	152.4	568.3	619.1	671.5	722.3	773.1	825.5	876.3	927.1	977.9	1030.3	1081.1	
	203.2	555.6	608.0	660.4	712.8	765.2	817.6	868.4	919.2	971.6	1023.9	1074.7	
	254.0						752.5	806.5	857.3	909.6	962.0	1014.4	1065.2
	304.8								949.3	1001.7	1054.1		
	355.6	<b>CAUTION: IF DIMENSIONS X AND Y INTERSECT IN THIS BLANK AREA, THE CATCH PLATE ASSEMBLY AND DOOR MAGNET WILL NOT ALIGN WITHOUT USE OF ADDITIONAL EXTENSION RODS</b>											
	406.4												
	457.2												
	508.0												

HAGER RESERVES THE RIGHT TO MAKE DESIGN CHANGES WITHOUT NOTICE. CALL HAGER ENGINEERING AT 1-800-325-9995 FOR THE LATEST REVISION DATE OF TEMPLATE.



**PROPRIETARY & CONFIDENTIAL**  
THE INFORMATION CONTAINED IN THIS DRAWING IS THE SOLE PROPERTY OF HAGER COMPANIES. ANY REPRODUCTION IN PART OR AS A WHOLE WITHOUT THE WRITTEN PERMISSION OF HAGER COMPANIES IS PROHIBITED.

ALL DIMENSIONS REFERENCE UNLESS TOLERANCE SPECIFIED.

UNITS: INCH = AUTHORITY  
[ ] = MILLIMETER REFERENCE

DO NOT SCALE

DRAWN BY: MJ 3/19/2008

ENG. APPR.: DF 9/29/2021

THIRD ANGLE PROJECTION

MATERIAL:

FINISH:

WEIGHT:

SERIES NO.

380

PART NO.

380F

PART DESCRIPTION:

Flush Mount: Door Magnet Mounting Location

DRAWING NO.

I-TA00059

REVISION

03

SHEET SIZE: A

SCALE: 1:16

SHEET 3 OF 3

4

3

2

1