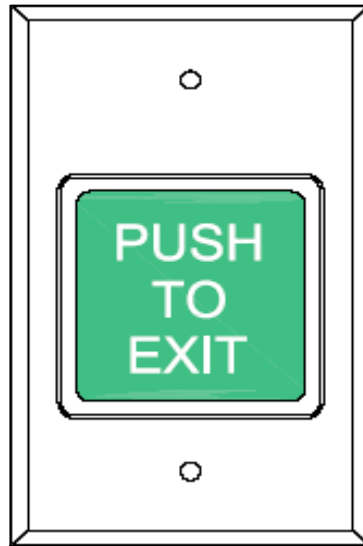
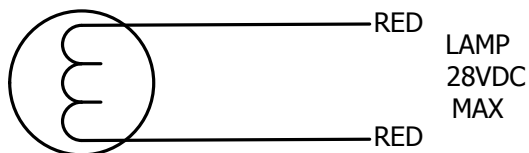
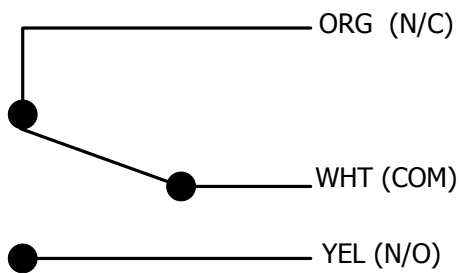


INSTALLATION INSTRUCTIONS
MODEL 2972 EXIT SWITCH



2972



Electrical Specifications

Contact Type: SPDT (Form C)
Contact Ratings: 30VDC @ 5 AMPS
(Resistive)

LED Options

