



powered by **SALTO**

Software Registration

REFERENCE GUIDE



HS4

wireless 
real time access control

Minimum Hardware and Software Requirements For the SALTO Server

Component	Requirement
RAM	8 GB or higher for large installations
Processor	2 GHz or higher for large installations
Display	1024 x 768 high-colour 32-bit display
Hard Disk Space	10 GB <i>This is the recommended required space to operate a database in a large organization</i>
Operating System	Windows 7 SP1, Windows 8, Windows 8.1, Windows 10, Windows Server 2008 R2 SP1, or Windows Server 2012R2 (32-bit and 64-bit)
MS SQL Server	Versions 2005, 2008R2, 2012, 2014, 2016, or LocalDB (all editions, including MS-SQL Express). Note that if the SALTO database was originally created with MS SQL Server 2000 and later migrated to a higher version, you must ensure that the database is in compatibility level 90 (version 2005) or higher.
Machine Name Resolver	Domain Name System (DNS)
Domain Environment	A shared network is required and the domain or work group must be set up by the organization's IT administrator. This is strongly recommended as it simplifies security and permission issues.
.NET Framework	Version 4.6.2 (included within the ProAccess SPACE installer)



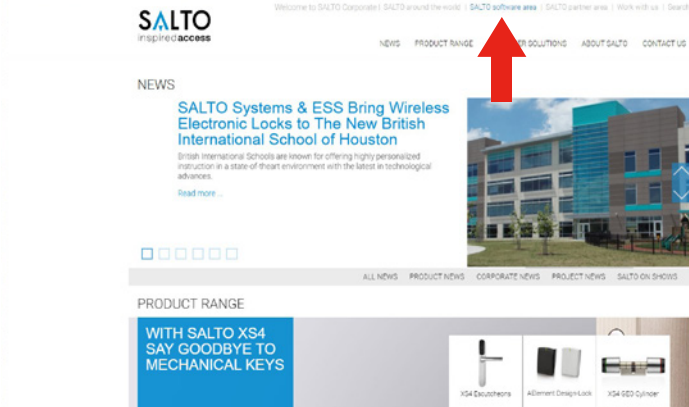
Minimum Hardware and Software Requirements *For ProAccess SPACE*

Component	Requirement
RAM	1GB
Processor	1.6 GHz or higher (x 86 or x 64)
Operating System	Microsoft Windows 10, Windows 8.1, Windows 7 SP1, Server 2012 R2 (32-bit and 64-bit)
.NET Framework	Version 4.6.2 (included within the ProAccess SPACE installer)
Plugin	Silverlight 5
Web Browser	Microsoft Internet Explorer (11 or higher) Due to its compatibility with Silverlight, Microsoft Internet Explorer is the only browser recommended for use with ProAccess SPACE.

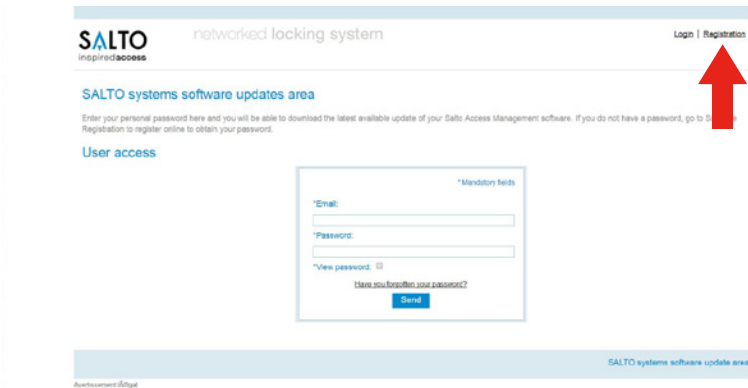


Installation Instructions

STEP 1: Visit www.SaltoSystems.com and click on **SALTO Software Area** at the top of the page.



STEP 2: Click on **Registration** and register the software.



STEP 3: Input the following:

- Technology=E9000 DESfire
- Installation type=SPADEMO followed by the serial number

NOTE: User name and password are case sensitive!

*Mandatory data

* Name:

* Last name:

Company:

* E-mail address:

* Password:

* Repeat Password:

* Address:

* City:

Zip code:

* Country:

State - province:

Comments:

* Installation type:

Subtype:

* Technology:

* Serial number:

Salto door number:

Total door number:

Do you wish to receive our newsletter: Yes

Language to navigate site and receive newsletter:
 English: Spanish: German:
 French: Dutch: Danish: Swedish:

** By supplying this information, you give consent to Salto Systems, S.L. to store and communicate with you using this data. To this end, Salto Systems, S.L. has established a [privacy policy](#) that allows you to see how the information supplied through this form will be used, as well as your statutory rights concerning personal data storage.

STEP 4: Click *send*.

SALTO networked locking system Login | Registration |

inspiredaccess

[Home](#) / [New user](#) - Confirmation

New user

Gebruik uw gebruikersnaam en wachtwoord om toegang te krijgen tot uw persoonlijke pagina.

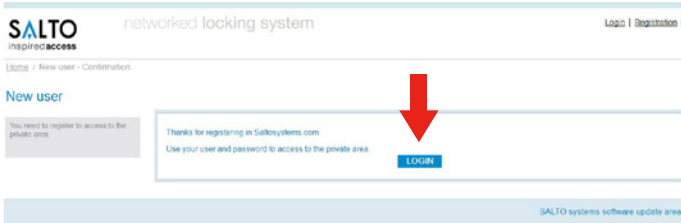
Thanks for registering saltosystems.com
 Check your e-mail that we have sent you to validate your account.

SALTO systems software update area

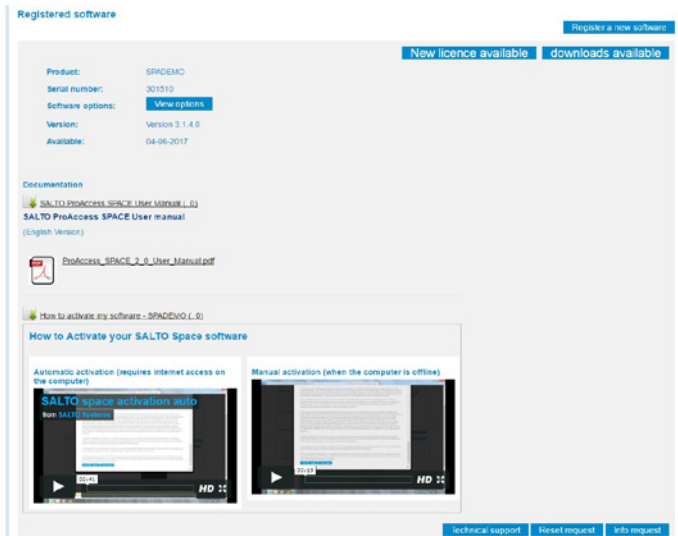
Avenement 1/step



STEP 5: Finish registration by clicking the link in your email. You will be taken to the following page. When there, click **login**.



STEP 6: In the software area, scroll down to the software associated with the account. Here you will find the resources to **download the software**, the **user manual for ProAccess SPACE**, and **videos on how to complete the installation of the demo software**.







powered by **SALTO**

©2017 Hager Companies. All rights reserved.

www.hageraccesscontrol.com