

4700 Series



Hager 4700 Series exit device is ideal for standard duty commercial applications. It is UL listed for up to 3 hours (Rim) or 1-1/2 hours (SVR) fire doors, meets UL specifications for panic hardware, and is Severe Windstorm Resistant approved (Rim device only). It is constructed with die cast head covers and is packaged for convenience and versatility with thru-bolts included.

Die cast head cover

3/4" (18 mm) dead latching, stainless steel, Pullman type latchbolt



Fasteners include wood and machine screws, along with thru-bolts



EXIT DEVICES

GENERAL INFORMATION

Hager's 4700 Series exit devices meet Life Safety codes and Fire Safety requirements providing a perfect fit for use in light commercial and standard duty applications. The 4700 Series is UL305 Panic Listed and UL and cUL listed for up to 3 hour rated fire doors for the Rim device and 1-1/2 hours for the Surface Vertical Rod device. The 4700 Series Rim device also meets the requirements of ANSI A250.13 to be listed as a Severe Windstorm Resistant Component. The 4700 Series has a five-year warranty for devices and trims.

Installation Made Easy

For the convenience of our customers, Hager Companies has introduced some new features to the exit device market.

- Thru-bolts are included with every model. Wood and machine screws are also provided standard in every package.
- Slotted strikes speed up installation, allowing the installer to make easy adjustments to align the latch to the strike.
- Escutcheon trim, with the locking mechanism built inside, reduces door preparation by requiring fewer holes in the door.

Shim Kits

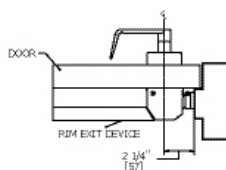
Shim kits are available for devices on doors with glass bead kits or other interfacing moldings. Each kit contains two 1/8" (3.2 mm) shims and the appropriate longer fasteners.

Sizing

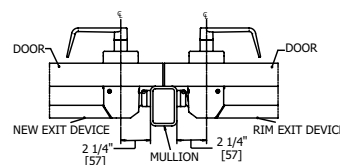
The exit device is cut for 36" (914 mm) and 48" (1219 mm) wide doors. For other door widths, cut exit device to appropriate length. Recommended overall length of exit device is equal to the door width minus four inches. The surface vertical rod devices are supplied for an 84" (2134 mm) opening standard, but can be ordered for a 96" (2438 mm) opening. Extension rods are available to accommodate openings taller than 96" (2438 mm) up to 120" (3048 mm).

Applications

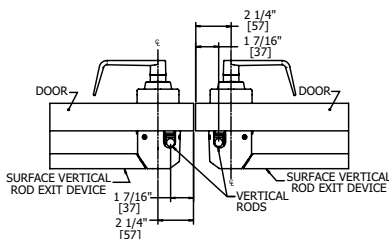
Single Door



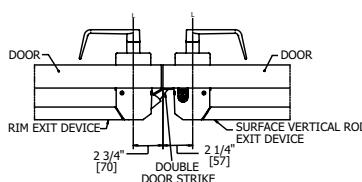
Double Door with Mullion



Double Door (2 SVR Devices)



Double Door (SVR x Rim)

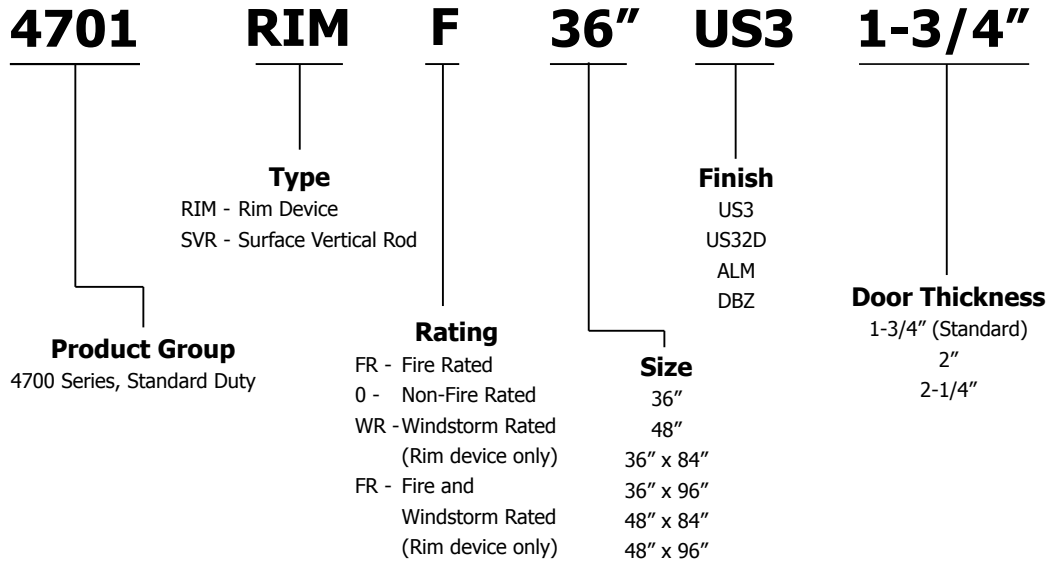


Trim Functions	Part Number	Function Description	ANSI Number
Blank Escutcheon	47BE 47KP	Always operable (Passage)	14
Cylinder Escutcheon	47CE 47KE	Key locks or unlocks lever	08
Dummy	47DT 47KD 47RD	Pull when device is dogged down (specify handing when ordering)	02
Night Latch	47NL 47KN 47PN 47RN	Key retracts latchbolt (specify handing when ordering)	03

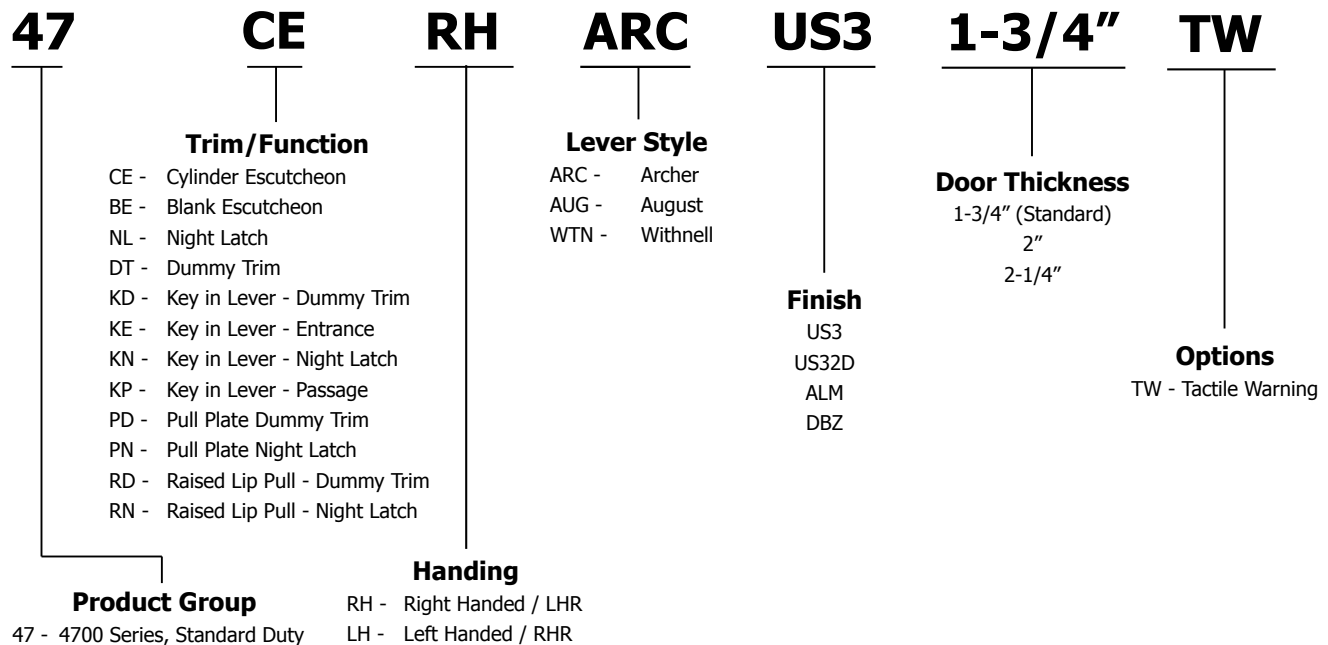




HOW TO ORDER



HOW TO ORDER - TRIM (MUST BE ORDERED SEPARATELY)



Notes:

1. Handing is required for the 4700 Series trim.
2. Mortise cylinder 3902 is required for use with cylinder escutcheon and is sold separately.
3. For more cylinder information, please refer to General Information in the lock section of the catalog.
4. If using shim kit, specify total door thickness including shims.